

Preparing for the SAT

Mrs. Hay

Mrs. Hernandez

Mrs. Baluja

Mrs. Bermudez

Mrs. Pascual

Mrs. Caballero

Welcome

- What is SAT-10?
- Skills tested on the SAT.
- How to help your child.



What is SAT?

- Stanford Achievement Test (SAT) is a standardized, norm-referenced achievement test that utilizes a multiple choice format.
- Students are administered the Reading Comprehension and Mathematics: Problem Solving subtests.
- The SAT provides achievement data used to compare local students' performance with the performance of students in the nation.
- Test dates: April 6-9, 2020

Reading Benchmarks

Main Idea	Author's Purpose	Compare & Contrast
Multiple Representation	Chronological Order	Vocabulary

Main Idea

The main idea is what the selection is about. It is what you would come up with if you were asked to summarize a story in a single sentence.

The student will be asked to read a passage or story and determine the main idea or the essential message.

Main Idea

Detail 1:

In the fall the leaves are yellow, orange, red and brown and the leaves fall.

Detail 2:

In the winter the trees do not have leaves.

Main Idea:

Each season brings about change.

Detail 3:

In the spring green leaves start to grow on trees.

Detail 4:

In the summer the trees are lush with green leaves.

Ways to help your child at home.

- Have your child give you a summary of their favorite movie or book in one sentence.
- Have your child come up with a new title for their favorite movie and/or book.
- Have your child verbally summarize one chapter in a chapter book.

Author's Purpose

Authors have their own reasons in mind when they write. They may want to teach or inform their readers, persuade readers to agree with them, to make their readers laugh or to convey a particular message.

The students will be asked to recognize the author's purpose for a text. They might also be asked why an author wrote a certain phrase or what they meant by it.

Ways to help your child at home.

- Expose them to a variety of reading material.
Ex: magazine, newspaper, manuals, recipes, instructions, advertisements and lists
- Try to figure out the author's intention for their writing.

Compare & Contrast

Similarities & Differences

- To compare things is to show how they are alike and different.
- The students may be asked to compare two separate things like crocodiles and alligators.
- The students may be asked to identify similarities and differences between two characters, one character over time, between two settings, or between events in a single text.

Ways to help your child.

- Compare items around the house. Have them begin with things that they can compare physically.
- Eventually move them into comparing people, emotions and ideas.
- Discuss how a character in a movie changed from the beginning to the end. What did they say or do to show that they have changed?
- Compare two different books or movies.

Compare and Contrast

First Thanksgiving

Alike

My Thanksgiving

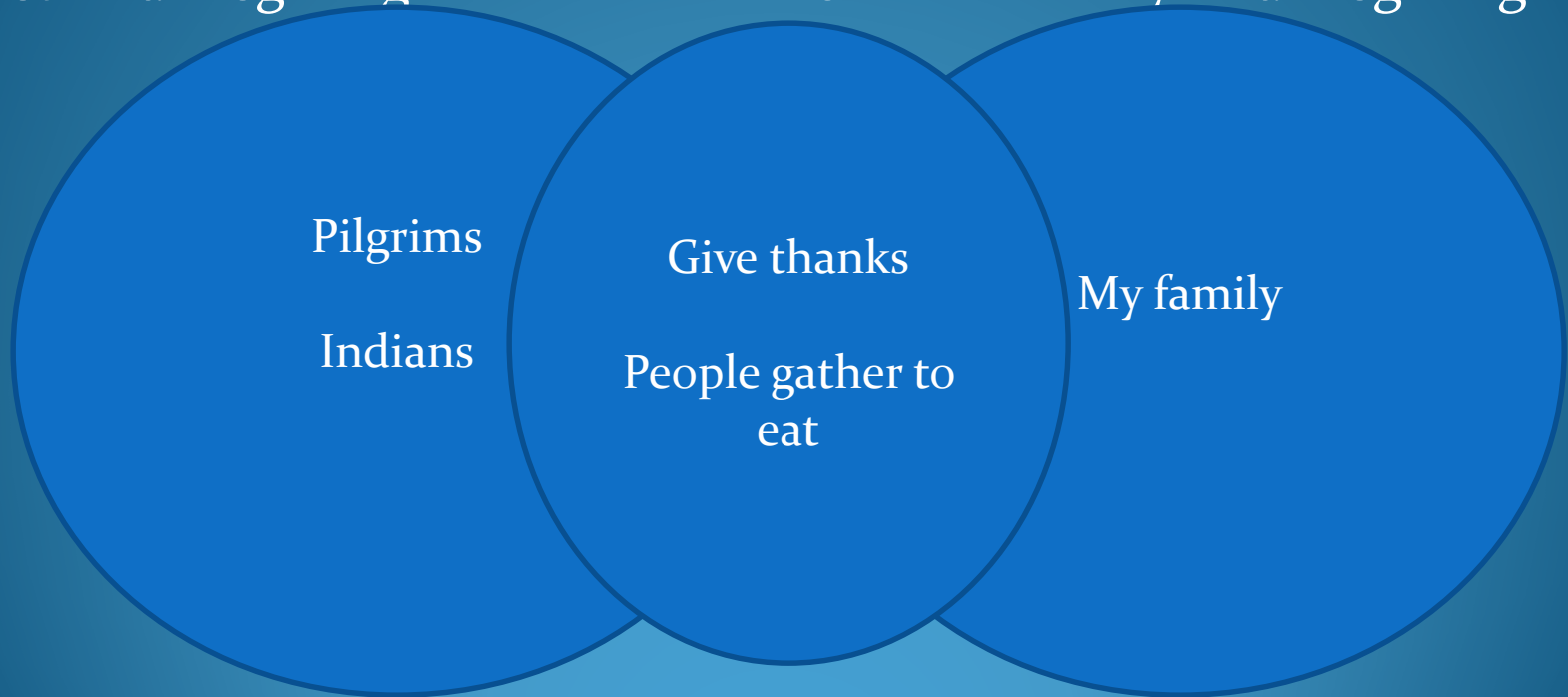
Pilgrims

Indians

Give thanks

People gather to
eat

My family



Multiple Representation

Students will be asked to look at a variety of appropriate reference materials, such as:

Pictures

Maps

Graphs

Charts

Ways to help your child.

- Read the nutrition label on the back of a box.
- Retrieve information from menus of local fast food restaurants.
- Have your child look at pictures and give you details about the picture.

Chronological Order

Sequence Order

Chronological Order or Sequence Order is the order in which things happen.

Key words are before and after, or first and last.

Sequence of Events

Beginning:

Middle:

End:

Ways to help your child.

- Cook with your child and have them read the directions and tell you what steps to take next.
- Have children go back to the recipe to find their answer as they would when answering questions from a passage.
- Have them orally summarize the steps to you after using words like *first, second, then, last, etc.*

Vocabulary

Context Clues

The context is the words that come before and after the unknown word. The hints that the context gives about the meaning of the unknown words are called context clues.

The students will be asked to clarify words within a sentence. The student will need to use the context clues, to clarify the unknown words.

EXAMPLE:

The farmer gathered the apples from the tree. (picked)

Ways to help your child at home.

- Having your child read at least 30 min. every day will expand their vocabulary.
- Read with your child and try to clarify unknown words as you come across them in the reading. Show them how to figure out the meaning by using the context clues instead of using a dictionary.

Other helpful strategies.

- ALWAYS have your child go back to the reading to find the answer.
- Encourage your child to take AR Test to increase comprehension.
- Visiting the following websites can also help enhance your child's fluency and reading comprehension.

Myon.com (portal)

Starfall.com

Tumblebooks.com

I-Ready (portal)

Accelerated Reader

- Accelerated Reader (AR) is the Computer Assisted Program that we implement in our school.
- The AR Program consists of students reading books appropriate for their reading level (STAR).
- Students are evaluated by taking a comprehension test on the computer.
- The goal of the Accelerated Reader Program is to help students make significant gains in reading. In order to make these gains, students must take the Accelerated Reader Test on books that are on their reading level.

Math



SAT Math

- The math portion is untimed.
- The directions are read orally to students.
- Students have one opportunity to listen to the directions before having to answer the question.
- There will be no written directions on the test so it is imperative for them to listen to oral directions.
- Example:
- Teacher: I am a number between 10 and 20. When you start with five and count by fives you say my name.
- Student Book:
- 23 15 9 12

Math Benchmarks

- Addition/Subtraction
- Addition/Subtraction of 2 digit numbers
- Problem Solving with Addition/Subtraction
- Fact Families
- Place Value
- Counting Forward/Backward
- Skip Counting
- Comparing/Ordering Whole Numbers
- Odd/Even
- Identify 2D and 3D shapes
- Time/Elapsed Time
- Calendar
- Graphs
- Length/Weight/Capacity
- Symmetry
- Temperature
- Probability

Addition/Subtraction

- Basic addition/subtraction facts
- Missing Addend

- $__ + 5 = 10$

- $4 + __ = 9$

- Two Digit Addition/Subtraction

$$\begin{array}{r} 25 \\ +12 \\ \hline \end{array} \quad \begin{array}{r} 39 \\ - 17 \\ \hline \end{array}$$

- Problem Solving with Addition/Subtraction

Fact Families

- A fact family consists of 3 numbers. The two smaller numbers add up to the larger number.
- $4 + 6 = 10$
- $6 + 4 = 10$
- When subtracting always start with the larger number .
- $10 - 6 = 4$
- $10 - 4 = 6$

Place Value

- Given the following answer choices students may be asked to mark under the number 76.
 - 760 706 76 7
- Another question may be mark under the number 706.
- Mark under the number that is 10 more than 66.
- Mark under the number that is 10 less than 17.
- Use everyday objects to represent 10's and 1's for example: How many groups of 10 can you make using 32 pencils?

Comparing and Ordering Whole Numbers

- Directions: Mark under the greatest number.
- Student book:
- 17 23 29 13
- Counting Forward/Backward
- Directions: Mark the space under the group of numbers that is ordered from least to greatest.
- Student book:

17, 51, 28, 42	17, 28, 42, 51
51, 28, 42, 17	42, 51, 17, 28

Skip Counting

- Counting by 2's
- Counting by 5's
- Counting by 10's (starting on any given number)

How to help your child:

- Using a hundreds chart have your child color numbers as they count by 2's, 5's or 10's.
- When counting by 5's numbers end in 5 or 0.
- When counting by 10's numbers always end in the same number.
For example: 10, 20, 30, 40, 50

11,21,31,41

Odd/Even

- Students should be able to determine if a given number is odd or even.

How to help your child:

- Even numbers allow us to share with a friend.
- Odd numbers- when sharing there is always one left over.

Graphs

Pets

Grade 1					
Grade 2					
Grade 3					
Grade 4					
Grade 5					

The graph shows the different kinds of pets owned by students in grades one through five in Uniondale School. Use the graph to answer the following questions.

- Which grade level has the most pets?
- How many different kinds of pets did the students in grade 5 have?

Symmetry

- Which of the following letters has a line of symmetry?

A F S

- How to help your child.
 - Fold a paper in half, cut out a shape and demonstrate that both halves are the same.
 - Give your child a shape and fold it to show symmetry.

Time

- Students should know how to tell time.
- How to help your child.
 - Ask your child to tell you the time they see on the clock regularly.

Elapsed Time

- Using everyday activities ask your child to tell you how long a specific activity took.
- For example: We go to soccer practice at 4:00. Soccer practice ends at 5:00. How long do you go to soccer practice?

Using a Calendar

- Teacher:
Warren's birthday is the third Friday in August. What is the date of the third Friday in August?
- How many Thursday's are there in the month of August?

August

S	M	T	W	T	F	S
				1	2	3
4	5	6	7	8	9	10
11	12	13	14	15	16	17
18	19	20	21	22	23	24
25	26	27	28	29	30	31

Length

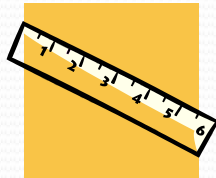


- Determine which object is longer.
- Determine which object is shorter.
- How many cubes long is the box?



- Using a ruler with inches and centimeters to measure.

Recognizing Units of Measure

Which tool would you use to measure temperature?



Which unit would you use to measure the distance between your house and school?

pounds miles gallons cups

Patterns

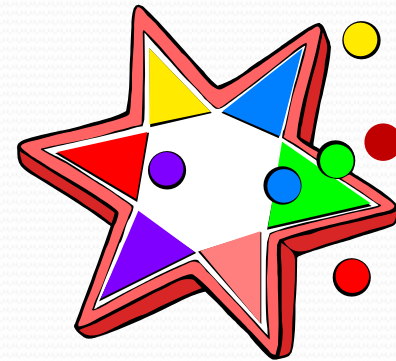
- Marta made this pattern. Look at the pattern. What shape will come next in the pattern? Mark under your answer.



Probability

Which marble is most likely to be chosen?

red yellow blue purple



Test Taking Skills

- Bubble in completely.
- Only one answer for each question.
- If you change your answer erase previous answer completely.
- Erase any stray marks.
- Never leave an answer blank.
- Reading Comprehension- always go back to the passage to find the answer.
- If you are done early go back and check your answers in that section.

More ways to help your child at home.

- Have your child complete the SAT focused home learning that will be sent weekly.
- Review the in-class SAT packets with them.
- Get a good nights rest before the test.
- Have a good balanced breakfast on test day.

Thank You for Coming!

