




*Sharpen
your
pencils*

**Preparing for the SAT-10
Test**



Welcome

- Introduction to 2nd grade team
- What is the SAT-10?
- Skills tested on the SAT
- How you can help your child



What is the SAT-10?

- The Stanford Achievement Test (SAT) is a standardized, norm-referenced test.
- It measures student achievement in Reading and Math.
- It utilizes multiple-choice questions to measure subject area content and process skills.
- Test dates: April 13, 2021-April 16, 2021
Reading (1 day), Math (1 day), and
Make-Up Testing (1 day)



Reading

Reading Benchmarks

Main Idea	Author's Purpose	Compare & Contrast
Text Features	Chronological Order	Cause & Effect
	Vocabulary	

Main Idea

The main idea is what the selection is about. It is what you would come up with if you were asked to summarize a story in a single sentence.

The student will be asked to read a passage or story and determine the main idea or the essential message.

Ways to Help Your Child at Home

- Have your child give you a summary of their favorite movie or book in one sentence.
- Have your child come up with a new title for their favorite movie and/or book.
- Have your child verbally summarize one chapter in a chapter book.
- Cut out magazine headlines and have your child match them to the story.

Main Idea

Detail 1:

In the fall, the leaves are yellow, orange, red, and brown and the leaves fall.

Detail 2:

In the winter, the trees do not have leaves.

Main Idea:

Each season brings about change.

Detail 3:

In the spring, green leaves start to grow on trees.

Detail 4:

In the summer, the trees are lush with green leaves.

Author's Purpose

Authors have their own reasons in mind when they write. They may want to teach or inform their readers, persuade readers to agree with them, to make their readers laugh or to convey a particular message.

The students will be asked to recognize the author's purpose for a text. They might also be asked why an author wrote a certain phrase or what they meant by it.

Ways to Help Your Child at Home

- Expose them to a variety of reading material.
Ex: magazines, newspapers, manuals, recipes, instructions, advertisements, and lists
- Try to figure out the author's intention for their writing.

Compare and Contrast

Similarities and Differences

- To compare things is to show how they are alike and different.
- The students may be asked to compare two separate things like crocodiles and alligators.
- The students may be asked to identify similarities and differences between two characters, one character over time, between two settings, or between events in a single text.

Ways to Help Your Child at Home

- Compare items around the house. Have them begin with things that they can compare physically.
- Eventually move them into comparing people, emotions, and ideas.
- Discuss how a character in a movie changed from the beginning to the end. What did they say or do to show that they have changed?
- Compare two different books or movies.

Compare and Contrast

First Thanksgiving

Alike

My Thanksgiving

Pilgrims

Native
Americans

Give thanks

People gather
to eat

My family

Text Features

Students will be asked to look at a variety of appropriate reference materials, such as:

- Pictures
- Maps
- Graphs
- Charts

Ways to Help Your Child at Home

- Read the nutrition label on the back of a box.
- Before going on a road trip, plan out the trip with your child using a map. Have your child give you instructions using the map during the trip.
- Have your child look at pictures and give you details about the picture.

Chronological Order/ Sequential Order

Chronological order or sequential order is the order in which things happen.

Key words are before and after, or first and last.

Ways to Help Your Child at Home

- Cut up stories from a magazine and have them organize them in order.
- Cook with your child and have them read the directions and tell you what steps to take next.
- Have children go back to the recipe to find their answer as they would when answering questions from a passage.
- Have them orally summarize the steps to you after using words like *first*, *second*, *then*, *last*, *etc.*

Sequence of Events

Beginning:

Middle:

End:

Cause and Effect

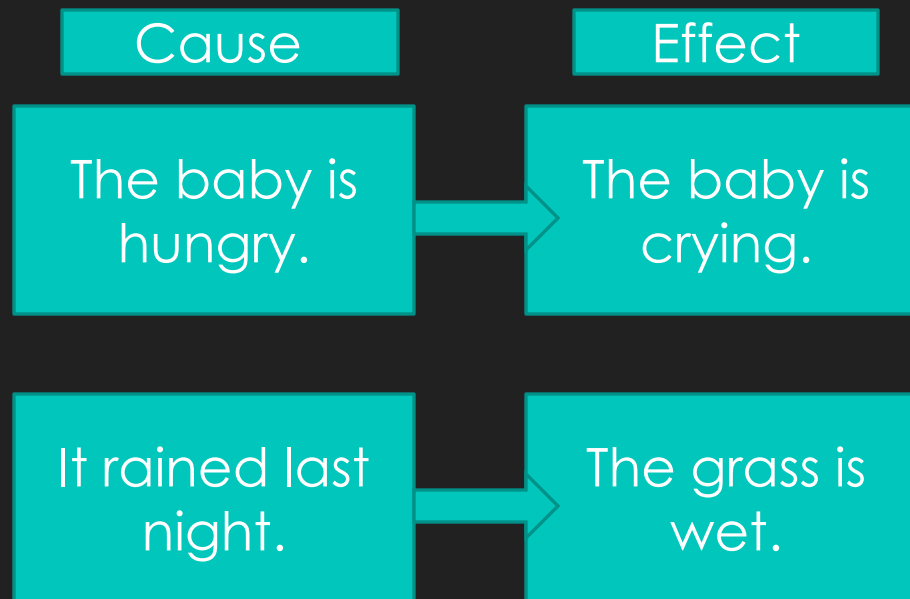
When one event causes another event, it is called a cause and effect relationship.

A cause is the reason that something happens. (*Why did it happen?*)

An effect is something that happens as a result of a particular cause. (*What happened?*)

The words *because*, *so*, *since*, *as a result*, and *caused by* often signal a cause and effect relationship.

Cause and Effect



Ways to Help Your Child at Home

- On a daily event, ask your child why certain things happened. (what was their cause)
- Ask your child what effect an action had. (what happened and why did it happen)
- Having your child identify the effect first will help them figure out the cause more easily.
- Use the words cause and effect around your child.
- Having your child put the events in order will help them see the connection better. The cause is before the effect.

Vocabulary & Context Clues

The context are the words that come before and after the unknown word. The hints that the text gives about the meaning of the unknown words are called context clues.

The students will be asked to clarify words within a sentence. The student will need to use the context clues to clarify the unknown words.

Example: The farmer gathered the apples from the tree. (collected)

Ways to Help Your Child at Home

- Having your child read at least 30 min. every day will expand their vocabulary.
- Read with your child and try to clarify unknown words as you come across them in the reading. Show them how to figure out the meaning by using the context clues instead of using a dictionary.

Other Helpful Strategies

- ALWAYS have your child go back to the reading to find the answer.
- Encourage your child to take AR tests to increase comprehension.

Math

1 2 3 4 5 6 7 8 9 0

SAT Math

- The math portion is untimed.
- The directions are read orally to the students.
- Students have one opportunity to listen to the directions before having to answer the question.
- There will be no written directions on the test so it is imperative for them to listen to oral directions.
- Example:

The teacher will say, “I am a number between 10 and 20. When you start with five and count by fives you say my name.”

Student will only see:

23 15 9 12

Math Benchmarks

- Addition/Subtraction
- Addition/Subtraction of 2 digit numbers
- Problem Solving with Addition/Subtraction
- Fact Families
- Place Value
- Counting Forward/Backward
- Skip Counting
- Comparing/Ordering Whole Numbers
- Odd/Even
- Identify 2D and 3D shapes
- Time/Elapsed Time
- Calendar
- Graphs
- Length/Weight/Capacity
- Symmetry
- Temperature
- Probability

Addition, Subtraction/Fact Families

Addition/Subtraction

- Basic addition/subtraction facts
- Missing Addend
 - $4+5= \underline{\quad}$
 - $4+ \underline{\quad}= 9$
- Two Digit Addition/Subtraction

$$\begin{array}{r} 25 \\ +12 \\ \hline \end{array}$$
$$\begin{array}{r} 39 \\ -17 \\ \hline \end{array}$$
- Problem Solving with Addition/Subtraction

Fact Families

- A fact family consists of 3 numbers. The two smaller numbers add up to the larger number.
 $4+6=10$
 $6+4=10$
- When subtracting, always start with the larger number .
 $10-6=4$
 $10-4=6$

Place Value/Compare and Order Numbers

Place Value

- Given the following answer choices students may be asked to mark under the number 76.
 - 760 706 76 7
- Another question may be mark under the number 706.
- Mark under the number that is 10 more than 66.
- Mark under the number that is 10 less than 17.
- Use everyday objects to represent 10's and 1's
For example: How many groups of 10 can you make using 32 pencils?

- Comparing and Ordering Whole Numbers
Directions: Mark under the greatest number.

Student book:

17 23 29 13

- Counting Forward/Backward
- Directions: Mark the space under the group of numbers that is ordered from least to greatest.

Student book:

17, 51, 28, 42

17, 28, 42, 51

51, 28, 42, 17

42, 51, 17, 28

Hundreds Chart

1	2	3	4	5	6	7	8	9	10
11	12	13	14	15	16	17	18	19	20
21	22	23	24	25	26	27	28	29	30
31	32	33	34	35	36	37	38	39	40
41	42	43	44	45	46	47	48	49	50
51	52	53	54	55	56	57	58	59	60
61	62	63	64	65	66	67	68	69	70
71	72	73	74	75	76	77	78	79	80
81	82	83	84	85	86	87	88	89	90
91	92	93	94	95	96	97	98	99	100

Skip Counting/ Even and Odd

Skip Counting

- Counting by 2's
 - Counting by 5's
 - Counting by 10's
- (starting on any given number)

How to help your child:

- Using a hundreds chart, have your child color numbers as they count by 2's, 5's, or 10's.
- When counting by 5's, numbers end in 5 or 0.
- When counting by 10's, numbers always end in the same number. For example: 10, 20, 30, 40, 50 or 11, 21, 31, 41.

Even/Odd

- Students should be able to determine if a given number is odd or even.

How to help your child:

- Even numbers allow us to share with a friend.
- Odd numbers- when sharing there is always one left over.

Graphs/Symmetry

Graphs



The graph shows the different kinds of pets owned by students in grades one through five in Uniondale School. Use the graph to answer the following questions.

- Which grade level has the most pets?
- How many different kinds of pets did the students in grade 5 have?

Symmetry

- Which of the following letters has a line of symmetry?

A F S

- How to help your child:
 - Fold a paper in half, cut out a shape and demonstrate that both halves are the same.
 - Give your child a shape and fold it to show symmetry.

Time/Elapsed Time

Time

- Students should know how to tell time.
- How to help your child:
 - Ask your child to tell you the time they see on the clock regularly.

Elapsed Time

- Using everyday activities, ask your child to tell you how long a specific activity took.

For example: We go to soccer practice at 4:00. Soccer practice ends at 5:00. How long do you go to soccer practice?

Calendar

Using a Calendar

- Teacher:

Warren's birthday is the third Friday in August. What is the date of the third Friday in August?

- How many Thursdays are there in the month of August?

August

S	M	T	W	T	F	S
				1	2	3
4	5	6	7	8	9	10
11	12	13	14	15	16	17
18	19	20	21	22	23	24
25	26	27	28	29	30	31

Length

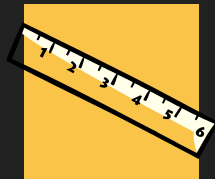

- Determine which object is longer.
- Determine which object is shorter.
- How many cubes long is the box?



- Use a ruler to measure with inches and centimeters.

Measurement

Which tool would you use to measure temperature?



Which unit would you use to measure the distance between your house and school?

pounds

miles

gallons

cups

Patterns/Probability

Patterns

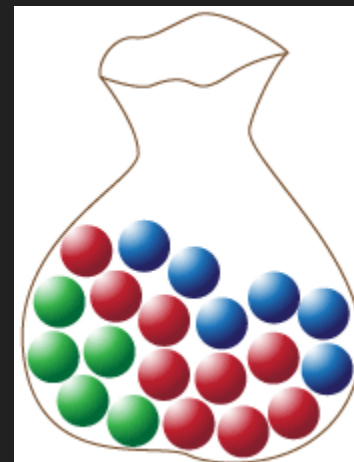
- Marta made this pattern. Look at the pattern. What shape will come next in the pattern? Mark under your answer.



Probability

Which marble is most likely to be chosen?

red green blue



Test Taking Skills

- Listen carefully to each question.
- Bubble in completely.
- Only one answer for each question.
- If you change your answer, erase the previous answer completely.
- Erase any stray marks.
- Never leave an answer blank.
- Always go back to the text to find the answer.
- If you are done early go back and check your answers in that section.

Parent Tips

- Check the E-Gradebook once a week.
- Check your child's folder daily for any teacher communication.
- Join your teacher's class on Remind/Check your emails.
- Make sure your child is completing:
 - i-Ready minutes for Reading and Math weekly (45, 60, or 75 minutes)
 - 3 to 4 green lights on Reflex Math weekly.
 - myON and taking Accelerated Reader (AR) tests weekly
 - Imagine Learning for ESOL Level 1 students (a minimum of 90 minutes weekly)

PTSA

- Please help support our school programs by joining and participating in PTSA fundraisers. The PTSA helps our students by purchasing the Accelerated Reader Program, certificates, medals, computers, student incentives, Youth Fair Buses, and many more items.
- You can join the PTSA by visiting:
<https://ebtk-8.new.memberhub.store/store>



**It's time for questions.
Thank you for attending!**